








Drink Safe Water

After a natural disaster, water may not be safe to use.
Germs and chemicals may be in the water.
Listen to local officials to find out if your water is safe.







Things you should do

-  Listen for announcements from local officials to find out what to do. They will tell you if there are germs and/or chemicals in the water.
-  Boil water if instructed. Boil it for at least 1 minute (start counting when the water comes to a constant boil). Let the water cool sufficiently before drinking. Boiling kills germs in the water.
-  Use bottled water if instructed. Sometimes after a disaster, there may be chemicals in the water that boiling cannot remove.

Ways to feed your baby

-  Breast-feed or use ready-made formula.
-  If you must use water to make formula, use only commercially-bottled water until officials say your tap water is safe to drink.

Things you should never do

-  **Never** drink the water unless you know it is safe.
-  **Never** wash or clean dishes, utensils, toys, or other objects in the water unless you know it is safe.
-  **Never** bathe in the water unless you know it is safe.
-  **Never** cook with the water unless you know it is safe.
-  **Never** brush your teeth with the water unless you know it is safe.
-  **Never** use the water to make ice unless you know it is safe.

For more information on safe water after a natural disaster, please visit

http://www.cdc.gov/healthywater/emergency/safe_water/personal.html

